



# STASH & LATCH YOUR TRASH

BearWise.org





AS NEW HOMES PROLIFERATE IN PAGOSA LAKES, HUMAN-BEAR ENCOUNTERS ARE ON THE RISE DUE TO THE AREA'S PROXIMITY TO THE NATIONAL FOREST. THESE ENCOUNTERS POSE RISKS TO HUMAN SAFETY, PROPERTY, AND WILDLIFE. REPEAT CONFLICTS REQUIRE INTERVENTION FROM COLORADO PARKS & WILDLIFE, LEADING TO SIGNIFICANT TIME AND EXPENSE.

TO ADDRESS THIS, PAGOSA LAKES PROPERTY OWNERS ASSOCIATION (PLPOA) IS PRIORITIZING EDUCATION ON COEXISTING WITH BEARS. MEASURES INCLUDE PROPER WASTE MANAGEMENT, LIMITED USE OF BIRD FEEDERS, SECURING BUILDINGS, TENDING GARDENS RESPONSIBLY, AND SUPERVISING PETS.

IN 2024, PLPOA SECURED A GRANT FROM COLORADO PARKS AND WILDLIFE FOR HUMAN-BEAR CONFLICT REDUCTION. THIS PROJECT INVOLVES DISTRIBUTING 365 BEAR-RESISTANT GARBAGE CARTS TO RESIDENTS IN THE VISTA SUBDIVISION, WHERE CONFLICTS ARE MOST FREQUENT. ADDITIONALLY, THE GRANT SUPPORTS COMMUNITY-WIDE EDUCATION THROUGH VARIOUS CHANNELS.

TO FACILITATE GRANT IMPLEMENTATION, PLPOA'S BOARD OF DIRECTORS ESTABLISHED AN AD-HOC COMMITTEE COMPRISING RESIDENT VOLUNTEERS. THIS COMMITTEE WILL ASSIST WITH INFORMATION DISSEMINATION, EXPLORE NEW EDUCATIONAL METHODS, AND COLLABORATE WITH LOCAL AUTHORITIES. IT WILL ALSO GUIDE FUTURE INITIATIVES BASED ON PROJECT EVALUATION.

RESIDENTS INTERESTED IN JOINING THE COMMITTEE CAN CONTACT PLPOA. FURTHER RESOURCES ON LIVING WITH BEARS AND PREVENTING CONFLICTS ARE PROVIDED VIA VARIOUS LINKS CAN BE FOUND BY SCANNING THE QR CODE BELOW.



  
**SCAN ME** 



**FIND ALL PLPOA BEAR RESOURCES AND LINKS:**  
[HTTPS://WWW.PLPOA.COM/LIVING-IN-PLPOA/LIVING-WITH-BEARS-IN-PLPOA/](https://www.plpoa.com/living-in-plpoa/living-with-bears-in-plpoa/)



**230 PORT AVE \* 970-731-5635 \* PLPOA.COM**



# Be BearWise AT HOME

## Six At-Home BearWise Basics



### Never Feed or Approach Bears

Intentionally feeding bears or allowing them to find anything that smells or tastes like food teaches bears to approach homes and people looking for more. Bears will defend themselves if a person gets too close, so don't risk your safety and theirs!



### Secure Food, Garbage and Recycling

Food and food odors attract bears, so don't reward them with easily available food, liquids or garbage.



### Remove Bird Feeders When Bears Are Active

Birdseed and grains have lots of calories, so they're very attractive to bears. Removing feeders is the best way to avoid creating conflicts with bears.



### Never Leave Pet Food Outdoors

Feed pets indoors when possible. If you must feed pets outside, feed in single portions and remove food and bowls after feeding. Store pet food where bears can't see or smell it.



### Clean & Store Grills

Clean grills after each use and make sure that all grease, fat and food particles are removed. Store clean grills and smokers in a secure area that keeps bears out.



### Alert Neighbors to Bear Activity

See bears in the area or evidence of bear activity? Tell your neighbors and share information on how to avoid bear conflicts. Bears have adapted to living near people; now it's up to us to adapt to living near bears.

**Black bear is a species; common colors include black, brown and cinnamon.**



Learn More:  
**BearWise.org**

*Helping People Live Responsibly with Black Bears*



**TURN OVER FOR SPANISH**



Sea BearWise®  
EN CASA

## Seis Consejos Básicos de BearWise en Casa



### Nunca alimente ni se acerque a osos

Dejar comida a la intemperie despierta el apetito de los osos y reduce su entorno natural, obligándolos a buscar alimentos donde hay poblaciones humanas. Cuando se sienten amenazados, los osos pueden atacar. Por su seguridad y la de ellos, no los alimente ni se acerque a ellos.



### Cierre bien la basura y artículos para reciclaje

El olor a comida despierta el hambre de los osos. Cierre bien las bolsas de desechos y los contenedores de basura, incluyendo los de artículos para reciclaje.



### Retire los recipientes de comida para pájaros

La comida para aves es atractiva para los osos porque es rica en proteínas. Guarde los comederos cuando no sean utilizados. Evite crear conflictos.



### Comida para mascotas: Nunca la deje al aire libre

Siempre alimente a sus mascotas en el interior de una estructura. Si no es posible, sirva porciones individuales y retire el tazón en cuanto su mascota termine de comer. Almacene cualquier alimento para mascotas en lugares donde los osos no los puedan ver ni oler.



### Limpie bien y guarde las parrillas

Elimine cualquier rastro de aceite, grasa o partículas de comida. Guarde las parrillas y ahumadores limpios en lugares seguros e inaccesibles para los osos.



### ¿Hay osos en su área? Alerta a los vecinos

El entorno de los osos se ha reducido. Comparta información con sus vecinos sobre cómo evitar conflictos con estos animales. Depende de nosotros evitar que los osos se adapten a vivir con los seres humanos.

El oso negro es una especie; colores comunes incluyen negro, marrón y canela.

Obtener Más Información en:

**BearWise.org**



Ayudando a las Personas a Vivir de Manera  
Responsable con los Osos Negros



**TURN OVER FOR ENGLISH**

What should you do if wildlife gets too close to you and you get scared?


# Be S.M.A.R.T.!

Colorado is home to many incredible wildlife species. As people and wildlife continue to share space, there is a chance that you, or a family member, will have a close encounter with one of Colorado's predators. Please take the time to speak with your children, and other loved ones, about being S.M.A.R.T.:

**S** STOP! Do not run! If you run, the animal may chase.



**M** MAKE yourself look big! Put your hands over your head or pull your jacket up over your head. Look as big as you can so the animal knows that you are too tough to mess with.




**A** ANNOUNCE firmly "Leave me Alone!" This lets the animal know you are a person and it lets people around you know that you may be in trouble.



**R** RETREAT by backing away slowly. Do not turn your back to the animal.



**T** TELL an adult about your encounter.




If you are attacked- fight back! People have successfully fought off predators with rocks, sticks and even their bare hands. Kick, punch, poke, bite- do whatever it takes to win!



6060 Broadway \* Denver, CO 80216 \* (303) 291-7227

[cpw.state.co.us](http://cpw.state.co.us)



A Bear's Life  
Depends  
On It

# Home Audit Checklist



<b>TRASH &amp; RECYCLING</b>		<i>See "Bear-proofing your Trash" Fact Sheet</i>
Situation	Ways to Bear-proof	
Curbside Pick-up	<input type="checkbox"/> Only put trash out the morning of pick-up	
	<input type="checkbox"/> Bring cans back inside before dark	
	<input type="checkbox"/> Disinfect cans regularly with ammonia or bleach cleaners (pine scent is ok – no fruity or lemon odors)	
Take to Dump	No change needed	
Community Dumpster	<input type="checkbox"/> Is it bear-resistant?	
Storing between pick-ups or trips to dump	<input type="checkbox"/> Bear-proof container outside	
	<input type="checkbox"/> Bear-proof enclosure outside	
	<input type="checkbox"/> Inside your home or a sturdy, locked building	
	<input type="checkbox"/> Freeze smelly garbage	

**Bears are attracted to odors of all kinds. Human garbage smells great to a bear and is loaded with easy to access calories. Keeping bears away from trash cans prevents many serious problems for people and bears.**

<b>FEEDING BIRDS</b>		<i>See "Attracting Birds, Not Bears" Fact Sheet</i>
Situation	Ways to Bear-proof	
<input type="checkbox"/> Don't feed birds at all	No change needed	
<input type="checkbox"/> Feed birds only while bears are denning ( <i>Nov.-March</i> )	No change needed	
<input type="checkbox"/> Feed birds while bears are active ( <i>April – October, not advised</i> )	<input type="checkbox"/> Bring all feeders in every night before dark and clean-up any fallen seeds, hulls, sugar water, etc.	
	<input type="checkbox"/> Hang feeders out of reach – 10 feet off the ground and 10 feet from anything bears can climb	
Songbirds (seed or suet)	<input type="checkbox"/> Clean up seeds/hulls daily	
	<input type="checkbox"/> Use hull-less seed or choose quality seed without millet	
	<input type="checkbox"/> Replace feeders with a small bird bath or water feature	
	<input type="checkbox"/> Plant flowers/plants that attract songbirds	
	<input type="checkbox"/> Hang birdhouses or install nest boxes	

	Birdseed Storage	<input type="checkbox"/> Inside your home or airtight, bear-proof containers (plastic totes and deck boxes are not bear-proof)
	<b>Situation</b>	<b>Ways to Bear-proof</b>
	Hummingbirds	<input type="checkbox"/> Plant flowers that attract hummingbirds
		<input type="checkbox"/> Use hanging baskets with flowers that attract hummingbirds

**Birdfeeders are full of high-calorie food bears love and they provide lots of energy for very little effort. Some studies show over 80% of human-bear conflicts can be traced back to a bear's first encounter with a birdfeeder.**

**ACCESS TO YOUR HOME:** Can a bear easily walk into your home? Break in? Most "break-ins" are the result of a bear entering through an open door or window. See "*Bear-proofing your Home*" Fact Sheet

	<b>Situation</b>	<b>Ways to Bear-proof</b>
<b>DOORS</b>	Lever or Push-style Doors	<input type="checkbox"/> Doors are locked at all times when bears are active
		<input type="checkbox"/> Replace lever knobs with round door knobs
	Sliding Doors	<input type="checkbox"/> Close and lock door, not just screen, at night and when you are away from home
	Doors with Round Knobs	<input type="checkbox"/> Though more secure, still should be locked at night and when you leave home, especially glass-paneled doors
	Pet doors	<input type="checkbox"/> One-way, radio-activated, or locked from bedtime to morning
<b>WINDOWS</b>	Ground Floor Windows	<input type="checkbox"/> Windows closed and locked at night and when away from home
		<input type="checkbox"/> Kitchen windows have curtains or shades drawn at night
		<input type="checkbox"/> Decorative grates installed
	Second/third Floor Windows	<input type="checkbox"/> Tree limbs trimmed to keep bears gaining access or treat as ground floor window
		<input type="checkbox"/> Windows with deck or overhanging roof access – treat as ground floor window
		<input type="checkbox"/> Never leave anything that smells near windows
<b>OTHER</b>		<input type="checkbox"/> Play talk radio when not at home and/or utilize other deterrents ( <i>see "Deterrents" Fact Sheet</i> )

## OUTBUILDINGS AND PROPERTY

	Situation	Ways to Bear-proof
	Garage/Storage Buildings	<input type="checkbox"/> Close doors at all times when not in immediate area <input type="checkbox"/> Lock doors and windows at night and when leaving your property <input type="checkbox"/> Replace latch-style locks/lever handles with round door knobs and sturdy locks <input type="checkbox"/> Replace single-pane windows with double pane or install grates <input type="checkbox"/> Block potential denning sites under decks and buildings
	Refrigerator/Freezer	<input type="checkbox"/> Relocate attractants and food of any type, including canned goods, to a secure area of house; a sturdy, locked building; or bear-proof garage <input type="checkbox"/> Replace panel doors with solid wood or metal doors
	Barbecue Grills	<input type="checkbox"/> Burn-off food residue and clean grease can after each use <input type="checkbox"/> Store inside a sturdy, locked building (except propane)
	Hot Tub Covers	<input type="checkbox"/> Use an aluminum cover or sprinkle cover with garden lime (or any alkali) and then place a tarpaulin cover over it
	Petroleum Products (like gas, oil, grease)	<input type="checkbox"/> Safely store in locked building or in airtight, bear-proof containers
	Citronella Products	<input type="checkbox"/> Avoid citronella products, as they can attract bears

## VEHICLES

	Situation	Ways to Bear-proof
	Garage	<input type="checkbox"/> Park inside sturdy garage that is locked at night
	Outside/Car Port	<input type="checkbox"/> Interior is kept clean; never leave food, packages or coolers inside or in the trunk; and only use unscented or pine-scented air fresheners

## PETS

	Situation	Ways to Bear-proof
	Supervision	<input type="checkbox"/> Cats are indoors at all times; dogs are supervised when outside, especially at night
	Feed pets inside	No change needed
	Feed pets outside ( <i>not advised</i> )	<input type="checkbox"/> Bring pet dishes in every night and keep area clean and free of food (placing on a rubber mat can make this easier)

	Pet Food Storage	<input type="checkbox"/> Store pet food inside a sturdy, locked building in airtight containers (plastic totes and deck boxes are not bear-proof)
<b>GARDENS AND LANDSCAPING</b>		
	<b>Situation</b>	<b>Ways to Bear-proof</b>
	Berry bushes, fruit-bearing trees, and gardens	<input type="checkbox"/> Remove fruit trees/berry bushes if near home
		<input type="checkbox"/> Pick fruit before it ripens and pick up all fallen fruit immediately
		<input type="checkbox"/> Pick garden vegetables as they ripen and avoid planting potatoes and root vegetables
		<input type="checkbox"/> Avoid using blood meal and fish fertilizer in gardens
		<input type="checkbox"/> Protect single fruit trees and vegetable gardens with properly installed electric fencing
		<input type="checkbox"/> Install motion-sensitive outdoor lighting
	Compost	<input type="checkbox"/> Bear-proof enclosure
		<input type="checkbox"/> Enclosure with electric fencing
		<input type="checkbox"/> Never compost meat, fish, oil, grease or dairy products
Landscaping	<input type="checkbox"/> Lawns mowed and weeded (dandelions, clover and grasses are natural food for bears)	
	<input type="checkbox"/> Keep little brush (shrubs, bushes, tall grasses, etc.) around house and walkways (bears could use as cover)	
<b>LIVESTOCK</b>		
	<b>Situation</b>	<b>Ways to Bear-proof</b>
	Protection	<input type="checkbox"/> Lock livestock inside a sturdy barn or electric fenced enclosure at night ( <i>Advised</i> )
		<input type="checkbox"/> Use guardian animals (e.g. dogs) to protect livestock
	Breeding	<input type="checkbox"/> Animals about to give birth held in a secure enclosure or protected by an electric fence
		<input type="checkbox"/> Remove afterbirth and store as you would garbage (see “Trash & Recycling” section) until you can dispose of it
		<input type="checkbox"/> Keep young animals in protected area
	Deceased Livestock	<input type="checkbox"/> Remove dead livestock once cause of death has been investigated and loss has been documented for insurance purposes; don’t bury, as bears will locate and dig up





230 Port Ave., Pagosa Springs, CO 81147 Phone: 970-731-5635 e-mail [plpoa@plpoa.com](mailto:plpoa@plpoa.com)

## HUMAN-BEAR CONFLICT REDUCTION GRANT - PRE-SURVEY

VISTA Property Address: \_\_\_\_\_

**1. Have you experienced problems with bears getting into your trash cans?**

\_\_\_\_\_ Yes                      \_\_\_\_\_ No

**2. If so, how often?**

\_\_\_\_\_ Weekly                      \_\_\_\_\_ Twice a Month                      \_\_\_\_\_ Couple times a year

\_\_\_\_\_ Often                      \_\_\_\_\_ Occasionally                      \_\_\_\_\_ Never

**3. Prior to receiving the bear grant bear proof trash can, did you have a bear resistant trash can?**

\_\_\_\_\_ Yes                      \_\_\_\_\_ No

**4. Where do you currently store your trash cans?**

\_\_\_\_\_ Garage                      \_\_\_\_\_ Shed                      \_\_\_\_\_ Yard

\_\_\_\_\_ Deck                      \_\_\_\_\_ House

**5. Have you had problems with bears:**

\_\_\_\_\_ Trying to break into your house, garage or shed

\_\_\_\_\_ Tearing down bird feeders

\_\_\_\_\_ Chasing pets

\_\_\_\_\_ Climbing fences and breaking them

**Scan this QR code or use the following URL to complete the survey online. Or drop this completed survey at: 230 Port Ave**

***<https://form.jotform.com/PLPOA/BearGrant>***

